


SPECIFICATION SHEET **FEBCO®**

Series 850U

Double Check Valve Assemblies with Union End Ball Valves

Size: 1/2" - 2" (15mm - 50mm)



Series 850U

The FEBCO Series 850U Double Check Valve Assemblies are designed for non-health hazard applications.
End Connections – NPT ANSI/ASME B1.20.1.

Pressure – Temperature

Maximum Working Pressure: 175psi (12.1 bar)
Hydrostatic Test Press: 350psi (24.1 bar)
Temperature Range: 32°F to 140°F (0°C to 60°C)

Materials

Valve Body: Bronze
Elastomers: Silicone
Springs: Stainless Steel

Models

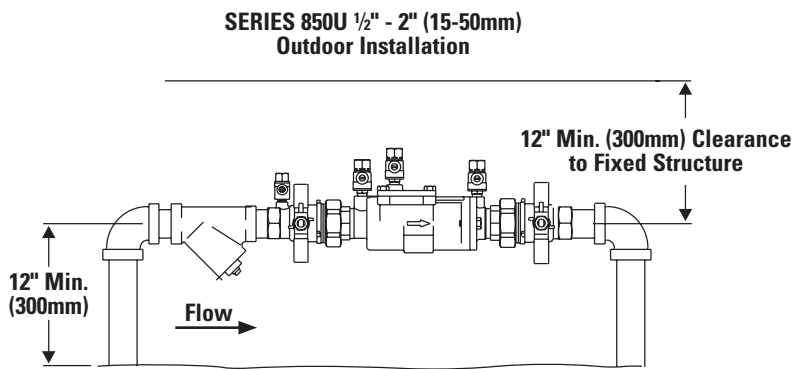
- Wye - Strainer

Approvals – Standards

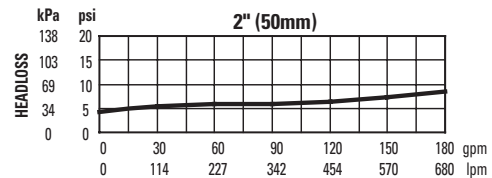
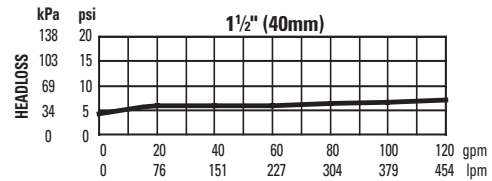
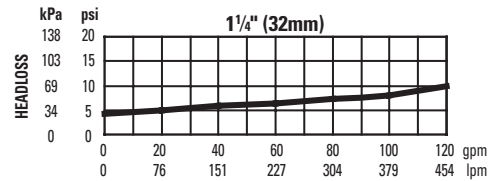

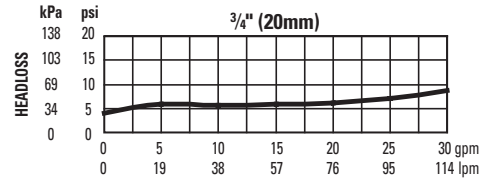
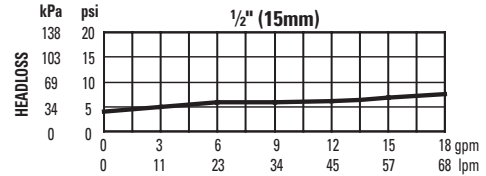
- ANSI/AWWA Conformance (C510-92)
- Approved by the Foundation for Cross-Connection Control and Hydraulic Research at the University of Southern California.



Typical Installation



Capacity

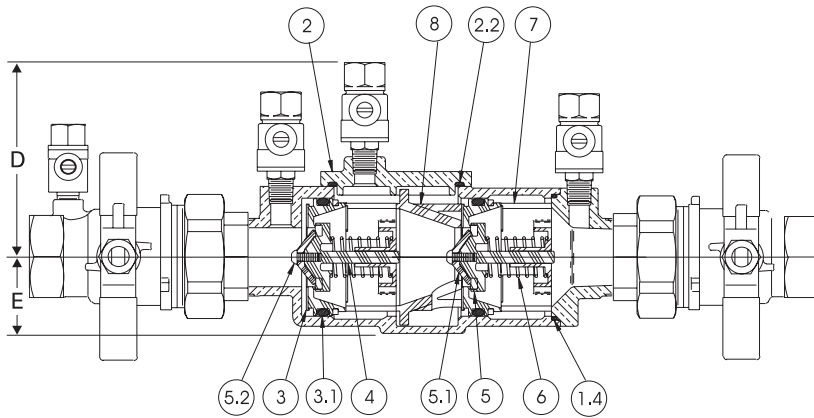
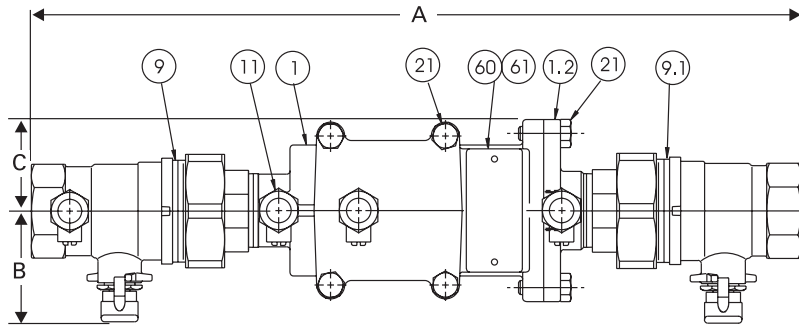


Job Name _____
 Job Location _____
 Engineer _____
 Approval _____

Contractor _____
 Approval _____
 Contractor's P.O. No. _____
 Representative _____

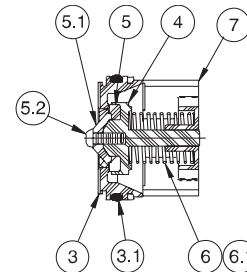
FEBCO product specifications in U.S. customary units and metric are approximate and are provided for reference only. For precise measurements, please contact FEBCO. FEBCO reserves the right to change or modify product design, construction, specifications, or materials without prior notice and without incurring any obligation to make such changes and modifications on FEBCO products previously or subsequently sold.

Series 850U / Size: 1/2" - 2" (15mm - 50mm)



ITEM	DESCRIPTION	MATERIALS
1	Body	Bronze
1.2	Tailpiece	Bronze
1.4	O-Ring	Silicone
2	Cover	Bronze
2.2	O-Ring	Silicone
3	Seat	Noryl®
3.1	O-Ring	Silicone
4	Poppet	Noryl®
5	Seat Disc	Silicone
5.1	Disc Retainer	Noryl®
5.2	Rnd HD Screw	Stainless Steel
6	Spring	Stainless Steel
7	Guide	Noryl®
8	Retainer Spacer	Noryl®
9	Union End	Bronze
9.1	Union End Ball Valve (w/tap)	Bronze
11	Test Cock	Bronze
21	Hex HD Capscrew	Stainless Steel
60	Identification Plate	Brass
61	Drive Screw Stick	Stainless Steel

Check Assembly



Dimensions – Weights

Size: 1/2" - 2" (15 - 50mm)

SIZE (DN)		DIMENSIONS										WEIGHT	
		A		B		C		D		E			
in.	mm	in.	mm	in.	mm	in.	mm	in.	mm	in.	mm	lbs.	kgs.
1/2	15	11	299	1 1/2	38	1 1/2	38	3 1/8	79	1 1/4	32	4.2	1.9
3/4	20	12 1/2	318	1 1/2	38	1 1/2	38	3 1/8	79	1 1/4	32	5.1	2.3
1	25	14 5/8	372	1 7/8	48	1 5/8	41	3 3/8	86	1 1/2	38	7.7	3.5
1 1/4	32	18 1/4	464	3	76	2 1/2	64	4 1/4	108	2 1/4	57	14.9	6.8
1 1/2	40	18 7/8	479	3	76	2 1/2	64	4 1/4	108	2 1/4	57	18.0	8.2
2	50	20 1/2	521	3 1/2	89	2 1/2	64	4 1/4	108	2 1/4	57	24.1	10.9

Note: Dimensions are nominal. Allowances must be made for normal manufacturing tolerances.



A Division of Watts Water Technologies, Inc.

USA: 4381 N. Brawley • Ste. 102 • Fresno, CA • 93722 • Tel. (559) 441-5300 • Fax: (559) 441-5301 • www.FEBCOonline.com
 Canada: 5435 North Service Rd. • Burlington, ONT. • L7L 5H7 • Tel. (905) 332-4090 • Fax: (905) 332-7068 • www.FEBCOonline.ca