

Hunter[®]
The Irrigation Innovators



MP ROTATOR[®]

*Multi-stream technology
maximizes the water-efficiency
of your irrigation systems*



Featuring a unique, multi-trajectory rotating stream delivery system that achieves water-conserving results, the MP Rotator is a revolutionary product, unlike anything else in the field of irrigation.

A multi-stream rotor the size of a spray nozzle, the MP Rotator features only one moving part...technology that assures proven reliability. It fits any conventional spray head body or shrub adapter, transforming one into a high uniformity, low precipitation rate sprinkler that boasts an industry first: true matched precipitation at any arc and any radius.

The MP Rotator is ideal for new systems, with ultimate design flexibility (from 1.2 m strip to 9.1 m radius), as well as lower installation costs and better system efficiency. It's also perfect for revitalizing older systems—a retrofit can solve both low pressure and poor coverage problems. Plus, it's the solution for slopes and tight soils, as the low precipitation rate radically reduces runoff.

To save water, solve problems, and simply do a better job of irrigating, make the switch to the MP Rotator.



Features & Benefits



Superior Efficiency

Multiple rotating streams provide excellent uniformity

Matched Precipitation

Automatic matched precipitation even after arc and radius adjustment

Minimal Runoff

Low precipitation rate reduces runoff on slopes and tight soils

Rotator® Technology

Proven in demanding agricultural conditions since 1987

Superior Dirt Tolerance

"Double-pop" flushes on start-up and shut-down

Simple and quick adjustments

Easy arc adjustment, easy radius adjustment up to 25%, no nozzle to change

Revitalize Old Systems

With so many models to choose from, the MP Rotator has the perfect solution for rejuvenating an older spray system without requiring a new point of connection, new lateral lines, or new valves. Some models even make it possible to eliminate existing heads, saving additional labor and material costs. Even better, independent water audits have shown potential water savings of up to 30% when systems are retrofitted with MP Rotators.



Setting a New Standard for Water Efficiency in the Turf and Landscape Industry



The MP Rotator's multi-trajectory, revolving streams apply water much more slowly and uniformly than conventional sprays—especially after adjustment has been made to both the radius and the arc. On slopes and clay-like soils, this allows water to soak into the landscape instead of running off and being wasted. In fact, independent audits have shown that water usage can be reduced by up to nearly one-third of current levels when conventional sprays are replaced with MP Rotator sprinklers. Additional water-saving advantages include better wind-resistance, less misting, and the ability to handle reclaimed water.

Rotating Multiple Streams: Actually a Powerful Conservation Tool



The MP Rotator's multiple, rotating streams are fascinating to watch. But form follows function in a quality irrigation product, so each MP Rotator stream is designed to complement its partners. The MP Rotator's wind-resistant, multi-trajectory streams apply water much more slowly and uniformly than conventional misters and sprays—especially after adjustments. This prevents unwanted wet spots and ugly brown spots from appearing during the heat of the summer.

Hunter's Line of "Proven Water Saver" Products: Because Every Drop Counts

As our population grows, but our sources of water do not, there will be less of the wet stuff to go around. Never before has water conservation seemed so important.

To that end, Hunter has assembled a family of products that makes it possible for you to create a more efficient system. In fact, no other manufacturer offers such a wide array of water-saving components that covers all aspects of irrigation. Visit www.HunterIndustries.com to see all our Proven Water Savers.



Say hello to the MPR40!

Until now MP Rotator has been seen on many different spray bodies, but never has a spray body been created just for the MP Rotator. Introducing the MPR 40, a spray body that optimizes the performance of the MP Rotator. It provides the perfect combination of Hunter's famous Pro-Spray™ body with a specially calibrated pressure regulator. This gives the MP Rotator a consistent 2.6 Bars output, meaning even coverage and optimal performance.

Pressure regulated to 2.6 Bars for optimum efficiency with the MP Rotator.




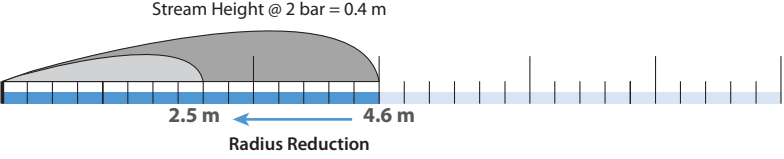


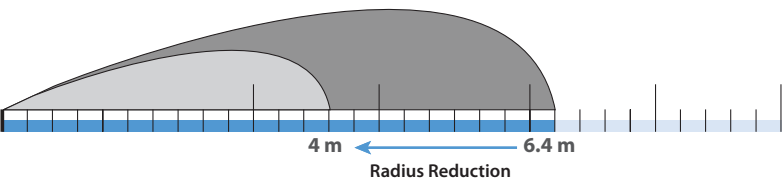



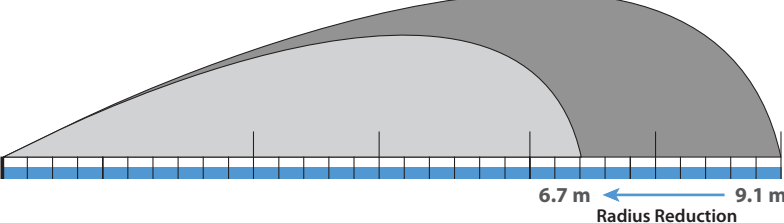



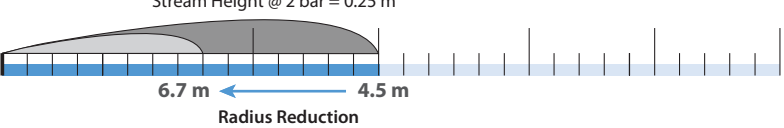

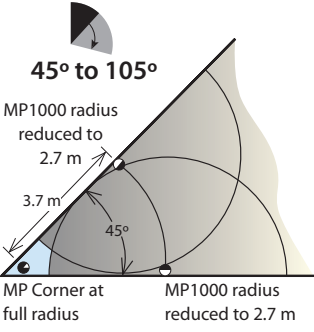
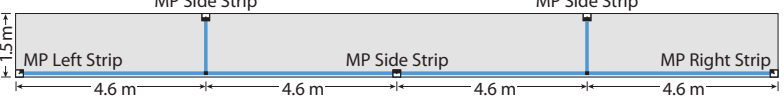



The extra tough co-molded wiper seal prevents leaks even at higher pressures.

Two-piece ratchet design makes head adjustment quicker and more precise.

Heavy-duty body and cap construction with multi-thread buttress design withstands the harshest environments.



Maintain Matched Precipitation – Any Model, Any Arc, Any Radius

Adjustable Radius	Adjustable Arc		
<p>All models of the MP Rotator allow for easy radius adjustment of up to 25% while maintaining automatic matched precipitation.</p>	 90° to 210°	 210° to 270°	 360°
<p>MP1000</p> 	<p>MP1000-90-210</p>  Maroon	<p>Not Available</p>	<p>MP1000-360</p>  Olive
<p>MP2000</p> 	<p>MP2000-90-210</p>  Black	<p>MP2000-210-270</p>  Green	<p>MP2000-360</p>  Red
<p>MP3000</p> 	<p>MP3000-90-210</p>  Blue	<p>MP3000-210-270</p>  Yellow	<p>MP3000-360</p>  Gray
<p>MP Corner</p>  <p>The MP Corner is designed for tight corners that are difficult to irrigate properly with conventional sprinklers. It has an adjustable arc from 45° to 105°, maintains MPR at any arc, any radius and can be placed on the same zone with any other MP Rotator model.</p>	<p>MPC</p>  Turquoise		
<p>MP Strip</p> <p>Example with triangular spacing.</p>  <p>The three MP Strip models of the MP Rotator family offer an exciting alternative to irrigate strip areas. Strip models offer improved uniformity and excellent wind-fighting ability. The reduced flow rate compared to conventional sprays makes longer runs and/or fewer zones possible.</p>	<p>MPLS (Left Strip)</p>  Ivory	<p>MPCS (Center Strip)</p>  Brown	<p>MPRS (Right Strip)</p>  Copper

Models

MP1000 (Female Thread) & MP1000T (Male Thread)

Radius Range – 2.4 - 4.6 m including all pressure and radius adjustment influence
Pressure Range – 2.1 - 3.8 Bars

Application Notes

- Low trajectory, perfect for smaller areas
- For minimum radius, recommended install on a 2.1 Bars regulated Institutional Spray body
- Not available in a 210-270 model

MP2000 (Female Thread) & MP2000T (Male Thread)

Radius Range – 4.0 - 6.4 m including all pressure and radius adjustment influence
Pressure Range – 1.7 - 3.8 Bars

Application Notes

- Flow rate is about 1/3 of a 4.6 m spray head; and yet has greater radius and higher uniformity
- For minimum radius, recommended install on a 2.1 Bars regulated Institutional Spray body

MP-3000 (Female Thread) & MP-3000T (Male Thread)

Radius Range – 6.7 - 9.1 m including all pressure and radius adjustment influence
Pressure Range – 2.1 - 3.8 Bars

Application Notes

- Flow rate is about the same as a 4.6 m spray head; and yet has greater radius and higher uniformity
- For minimum radius, provide adjustable zone pressure regulation; Installation on a 2.1 Bars pressure regulated Institutional Spray body is not recommended if radius reduction is needed
- For maximum radius, provide pressures over 2.8 Bars

MP Corner

Radius Range – 2.4 - 4.6 m; Pressure Range – 2.1 - 3.8 Bars

Application Notes

- Designed for application in areas with less than 90 degrees of arc area necessary
- Does not require adjacent sprinklers to reach into the first 0.9 - 1.5 m of coverage

MP Left Strip

Flow Range – 0.5 l/min (0.03 m³/hr) @ 2.1 Bars (Min. radius)
1.0 l/min (0.06 m³/hr) @ 55 PSI (Max. radius)
Pressure Range – 2.1 - 3.8 Bars

Application Notes

- Matched precipitation even after radius reduction with head to head spacing
- Can be used on the same zone with the MP1000, MP2000 or MP3000 and still maintain matched precipitation
- Adjustable right edge

MP Side Strip

Flow Range – 1.0 l/min (0.06 m³/hr) @ 2.1 Bars (Min. radius)
1.9 l/min (0.12 m³/hr) @ 3.8 Bars (Max. radius)
Pressure Range – 2.1 - 3.8 Bars

Application Notes

- Matched precipitation even after radius reduction with head to head spacing
- Can be used on the same zone with the MP1000, MP2000 or MP3000 and still maintain matched precipitation
- Adjustable right edge to fit curved strips

MP Right Strip

Flow Range – 0.5 l/min (0.03 m³/hr) @ 2.1 Bars (Min. radius)
1.0 l/min (0.06 m³/hr) @ 55 PSI (Max. radius)
Pressure Range – 2.1 - 3.8 Bars

Application Notes

- Matched precipitation even after radius reduction with head to head spacing
- Can be used on the same zone with the MP1000, MP2000 or MP3000 and still maintain matched precipitation
- Edges are fixed

A Closer Look at the MP Rotator

Color Coded

Identification Ring

Model number and arc clearly visible whether the system is on or off!

Radius Adjustment Screw

Turn clockwise to decrease radius, built-in slip clutch prevents damage from over adjustment.

Left Edge Indicator

Arc is clockwise from this mark.

Arc Adjustment Ring*

Turn clockwise to increase the radius.

Inlet Screen

CAUTION: Do not run the MP Rotator without the inlet screen provided!

The MP Rotator can be adjusted with just a screwdriver and your hand, but the MPR Tool makes adjustments even easier!

* While water is on, use orange tool to engage built-in ratchet; move past the left or right stop until edge is aligned



Versatility of MP Side Strips

Yet another technological breakthrough, the MP Rotator Strip. You are now able to take all the benefits of the MP Rotator into spaces you never thought possible. The MP Rotator strip is the perfect solution for small areas of turf or plants. As the name suggests, you have total control in watering strips and still maintain unsurpassed uniformity and performance. A new dimension in watering flexibility is available now.

SPECIFICATION GUIDE

EXAMPLE: **MP2000* - 90-210**

MODEL	ADJUSTABLE ARC
MP1000	90-210 = 90° to 210°
MP2000	210-270 = 210° to 270° (Not available for MP1000)
MP3000	360 = 360°
MP CORNER	45-105 = 45° to 105°
MP STRIP	LEFT SIDE RIGHT

* Note: Add "T" to specify male thread.

MP Rotator Performance Data – Metric															
		MP1000 Radius: 2.5 to 4.6 m Adjustable Arc and Full Circle Color Code: Maroon or Olive					MP2000 Radius: 4 to 6.4 m Adjustable Arc and Full Circle Color Code: Black, Green, or Red					MP3000 Radius: 6.7 to 9.1 m Adjustable Arc and Full Circle Color Code: Blue, Yellow, or Gray			
Arc	Pressure Bars kPa	Color	Radius m	Flow LPH LPM	Precip mm/hr	Color	Radius m	Flow LPH LPM	Precip mm/hr	Color	Radius m	Flow LPH LPM	Precip mm/hr		
90°	1.75 175	Maroon = 90° to 210°	---	---	---	Black = 90° to 210°	5.2	71 1.18	11 12	Blue = 90° to 210°	7.6	158 2.63	11 13		
	2.00 200		3.7	36 0.61	11 12		5.5	74 1.23	10 11		8.2	166 2.77	10 11		
	2.25 225		3.8	38 0.63	10 12		5.6	80 1.33	10 12		8.4	175 2.92	10 12		
	2.50 250		4.0	41 0.68	10 12		5.8	86 1.43	10 12		8.5	185 3.08	10 12		
	2.75 275		4.1	42 0.70	10 11		6.1	91 1.52	10 11		9.1	195 3.25	9 11		
	3.00 300		4.3	44 0.73	10 11		6.4	94 1.57	9 11		9.1	203 3.38	10 11		
	3.25 325		4.3	45 0.75	10 11		6.6	97 1.62	9 10		9.1	212 3.53	10 12		
3.50 350	4.4	47 0.78	10 11	6.7	101 1.68	9 10	9.1	220 3.67	11 12						
3.75 375	4.6	49 0.81	9 11	6.7	106 1.77	9 11	9.1	228 3.80	11 13						
180°	1.75 175	Maroon = 90° to 210°	---	---	---	Black = 90° to 210°	4.9	133 2.22	11 12	Blue = 90° to 210°	7.6	329 5.48	11 13		
	2.00 200		3.7	72 1.20	11 12		5.2	141 2.35	11 13		8.2	353 5.88	10 12		
	2.25 225		3.8	76 1.27	10 12		5.3	150 2.50	11 13		8.4	373 6.22	11 12		
	2.50 250		4.0	81 1.35	10 12		5.5	160 2.67	11 12		8.5	393 6.55	11 12		
	2.75 275		4.1	84 1.40	10 11		5.8	168 2.80	10 12		9.1	413 6.88	10 11		
	3.00 300		4.3	88 1.46	10 11		6.1	174 2.90	10 11		9.1	431 7.18	10 12		
	3.25 325		4.3	91 1.51	10 11		6.2	182 3.03	9 11		9.1	449 7.48	11 12		
3.50 350	4.4	94 1.56	10 11	6.4	189 3.15	9 10	9.1	466 7.77	11 13						
3.75 375	4.6	97 1.62	9 11	6.4	193 3.22	9 11	9.1	481 8.02	12 13						
210°	1.75 175	Olive = 360°	---	---	---	Red = 360°	4.9	155 2.58	11 12	Yellow = 210° to 270°	7.6	384 6.40	11 13		
	2.00 200		3.7	85 1.41	11 13		5.2	165 2.75	11 13		8.2	411 6.85	10 12		
	2.25 225		3.8	89 1.48	10 12		5.3	175 2.92	11 13		8.4	436 7.27	11 12		
	2.50 250		4.0	95 1.58	10 12		5.5	185 3.08	10 12		8.5	459 7.65	11 12		
	2.75 275		4.1	98 1.63	10 11		5.8	195 3.25	10 12		9.1	481 8.02	10 11		
	3.00 300		4.3	102 1.71	10 11		6.1	205 3.42	10 11		9.1	502 8.37	10 12		
	3.25 325		4.3	106 1.76	10 11		6.2	214 3.57	9 11		9.1	523 8.72	11 12		
3.50 350	4.4	109 1.82	10 11	6.4	222 3.70	9 10	9.1	542 9.03	11 13						
3.75 375	4.6	113 1.89	9 11	6.4	228 3.80	10 11	9.1	562 9.37	12 13						
270°	1.75 175	Olive = 360°	---	---	---	Red = 360°	4.9	199 3.32	11 12	Yellow = 210° to 270°	7.6	501 8.35	12 13		
	2.00 200		3.5	144 2.40	12 14		5.2	212 3.53	11 13		8.2	530 8.83	10 12		
	2.25 225		3.8	153 2.55	11 13		5.3	225 3.75	11 13		8.4	560 9.33	11 12		
	2.50 250		4.0	161 2.69	10 12		5.5	238 3.97	10 12		8.5	589 9.82	11 12		
	2.75 275		4.1	169 2.81	10 12		5.8	249 4.15	10 12		9.1	619 10.32	10 11		
	3.00 300		4.3	177 2.94	10 11		6.1	261 4.35	10 11		9.1	646 10.77	10 12		
	3.25 325		4.3	183 3.05	10 11		6.2	272 4.53	9 11		9.1	673 11.22	11 12		
3.50 350	4.4	190 3.17	10 11	6.4	282 4.70	9 10	9.1	701 11.68	11 13						
3.75 375	4.5	195 3.25	10 11	6.4	293 4.88	9 11	9.1	727 12.12	12 13						
360°	1.75 175	Olive = 360°	---	---	---	Red = 360°	4.9	265 4.42	11 12	Gray = 360°	7.6	659 10.98	11 13		
	2.00 200		3.5	144 2.40	12 14		5.2	283 4.72	11 13		8.2	703 11.72	10 12		
	2.25 225		3.8	153 2.55	11 13		5.3	300 5.00	11 13		8.4	745 12.42	11 12		
	2.50 250		4.0	161 2.69	10 12		5.5	317 5.28	10 12		8.5	786 13.10	11 12		
	2.75 275		4.1	169 2.81	10 12		5.8	333 5.55	10 12		9.1	825 13.75	10 11		
	3.00 300		4.3	177 2.94	10 11		6.1	348 5.80	10 11		9.1	862 14.37	10 12		
	3.25 325		4.3	183 3.05	10 11		6.2	362 6.03	9 11		9.1	897 14.95	11 12		
3.50 350	4.4	190 3.17	10 11	6.4	375 6.25	9 10	9.1	931 15.52	11 13						
3.75 375	4.5	195 3.25	10 11	6.4	384 6.40	9 10	9.1	964 16.07	12 13						

* To obtain full radius reduction for the MP1000 and MP2000, operate at a maximum of 2.1 Bars (207 kPa).
 ** When operating the MP3000 at full radius reduction maintain a minimum pressure of 2.8 Bars (276 kPa) to assure reliable operation.
 *** Lower end radius is achieved by using radius adjustment screw. Flow adjusts with radius to maintain matched precipitation.
Note: Precipitation rates are based on head-to-head throw coverage.

MP Rotator Performance Data – Metric					
		MP Corner Radius: 2.4 to 4.6 m Adjustable Arc Color Code: Turquoise			
Arc	Pressure Bars kPa	Color	Radius m	Flow LPH LPM	
45°	1.75 175	Turquoise = 45° to 105°	---	---	0.61
	2.00 200		3.5	36 0.63	
	2.25 225		3.8	38 0.68	
	2.50 250		4.0	41 0.70	
	2.75 275		4.1	42 0.73	
	3.00 300		4.3	44 0.75	
	3.25 325		4.3	45 0.78	
3.50 350	4.4	47 0.81			
3.75 375	4.5	49			
90°	1.75 175	Turquoise = 45° to 105°	3.2	69 1.15	
	2.00 200		3.5	76 1.27	
	2.25 225		3.8	79 1.31	
	2.50 250		4.0	84 1.40	
	2.75 275		4.1	86 1.44	
	3.00 300		4.3	94 1.57	
	3.25 325		4.3	98 1.63	
3.50 350	4.4	100 1.67			
3.75 375	4.5	104 1.73			
105°	1.75 175	Turquoise = 45° to 105°	3.2	80 1.34	
	2.00 200		3.5	89 1.48	
	2.25 225		3.8	92 1.53	
	2.50 250		4.0	98 1.63	
	2.75 275		4.1	102 1.70	
	3.00 300		4.3	110 1.83	
	3.25 325		4.3	113 1.88	
3.50 350	4.4	117 1.94			
3.75 375	4.5	120 2.00			

MP Rotator Performance Data – Metric					
		MPLCS515 MPCRS515 MPSS530			
Nozzle Model	Pressure Bars kPa	Color	Unadjusted Radius LPH	Reduced Radius LPH	Precip Rate mm/hr
MP Left Strip	2.00 200	Ivory	43	30	12
	2.25 225		45	33	12
	2.50 250		48	35	12
	2.75 275		50	36	12
	3.00 300		52	38	12
	3.25 325		54	40	12
	3.50 350		56	41	12
3.75 375	58	43	12		
MP Right Strip	2.00 200	Copper	85	60	12
	2.25 225		90	66	12
	2.50 250		95	69	12
	2.75 275		100	73	12
	3.00 300		104	76	12
	3.25 325		108	79	12
	3.50 350		113	83	12
3.75 375	117	86	12		
MP Side Strip	2.00 200	Brown	43	30	12
	2.25 225		45	33	12
	2.50 250		48	35	12
	2.75 275		50	36	12
	3.00 300		52	38	12
	3.25 325		54	40	12
	3.50 350		56	41	12
3.75 375	58	43	12		

